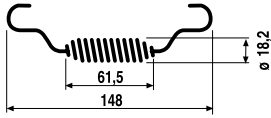
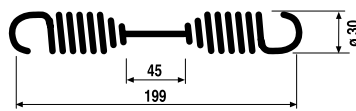


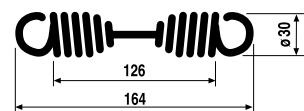
R.O.R.



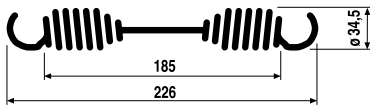
FS 075 Assale 20"
 Richiamo ceppo freno
 Ø 3 Rif. Orig. 21205194
 20" axle
 Brake block return
 Orig. Ref. 21205194



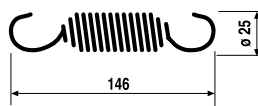
FS 076 Richiamo ceppo freno
 Ø 5 Rif. Orig. 21023389
 Brake block return
 Orig. Ref. 21023389



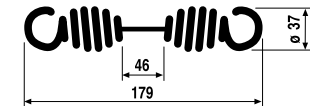
FS 088 Assale 15"
 Richiamo ceppo freno
 Ø 4,5 Rif. Orig. 21023348
 15" axle
 Brake block return
 Orig. Ref. 21023348



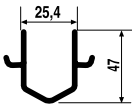
FS 089 Assale 20"
 Richiamo ceppo freno tipo nuovo
 Ø 5,2 Rif. Orig. 21221224 - 21220048
 R.O.R. 20" axle
 brake block return new type
 Orig. Ref. 21221224 - 21220048



FS 114 Molla per ritorno leva soffiutto freni
 Ø 2,65 Rif. Orig. 21210215
 Molla trazione occhi girevoli
 Spring for brake lever return
 Orig. Ref. 21210215
 Draw spring with swivel eyes

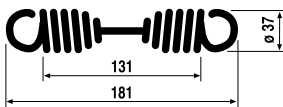


FS 119 Richiamo ceppo freno
 Ø 4,5 Rif. Orig. 21220859
 Brake block return
 Orig. Ref. 21220859



FS 135 Rif. Orig. 21006612
 Ø 2
 Orig. Ref. 21006612

YORK



FS 096 Assale 15"
 Richiamo ceppo freno
 Ø 5 Rif. Orig. 506498
 15" axle
 Brake block return
 Orig. Ref. 506498



FS 142 Molla ritorno leva
 Ø 3 Rif. Orig. 786288
 Lever return spring
 Orig. Ref. 786288