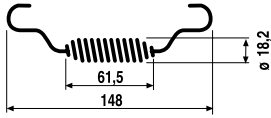
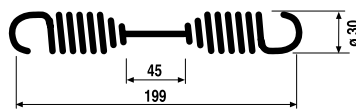


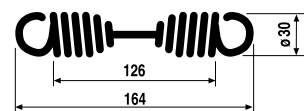
R.O.R.



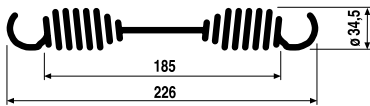
FS 075 Assale 20"
 Richiamo ceppo freno
 Rif. Orig. 21205194
 20" axle
 Brake block return
 Orig. Ref. 21205194



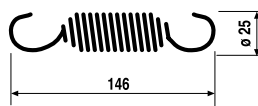
FS 076 Richiamo ceppo freno
 Rif. Orig. 21023389
 5
 Brake block return
 Orig. Ref. 21023389



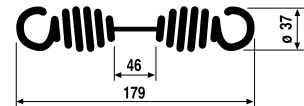
FS 088 Assale 15"
 Richiamo ceppo freno
 Rif. Orig. 21023348
 4,5
 15" axle
 Brake block return
 Orig. Ref. 21023348



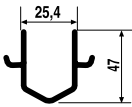
FS 089 Assale 20"
 Richiamo ceppo freno tipo nuovo
 Rif. Orig. 21221224 - 21220048
 5,2
 R.O.R. 20" axle
 brake block return new type
 Orig. Ref. 21221224 - 21220048



FS 114 Molla per ritorno leva soffiutto freni
 Rif. Orig. 21210215
 2,65
 Molla trazione occhi girevoli
 Spring for brake lever return
 Orig. Ref. 21210215
 Draw spring with swivel eyes

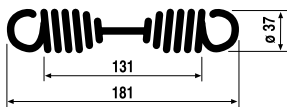


FS 119 Richiamo ceppo freno
 Rif. Orig. 21220859
 4,5
 Brake block return
 Orig. Ref. 21220859



FS 135
 Rif. Orig. 21006612
 2
 Orig. Ref. 21006612

YORK



FS 096 Assale 15"
 Richiamo ceppo freno
 Rif. Orig. 506498
 5
 15" axle
 Brake block return
 Orig. Ref. 506498



FS 142 Molla ritorno leva
 Rif. Orig. 786288
 3
 Lever return spring
 Orig. Ref. 786288